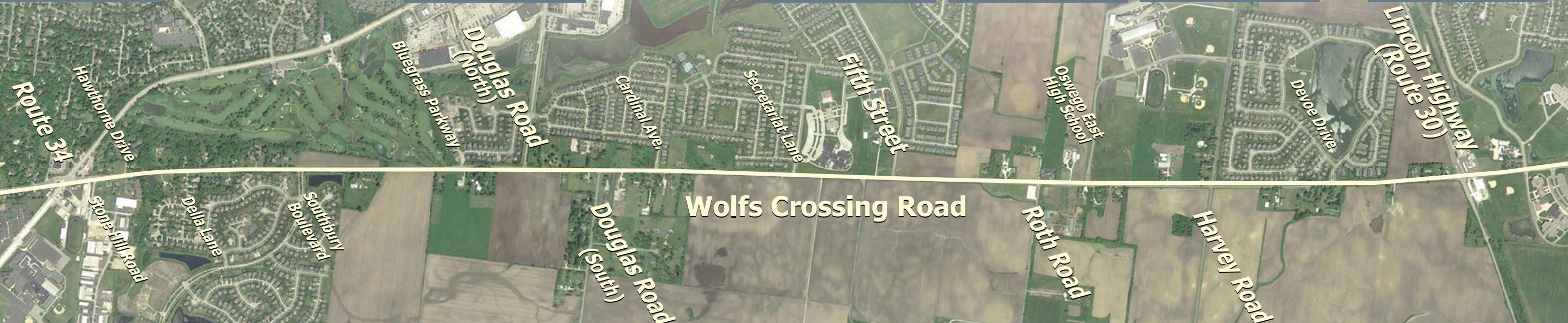
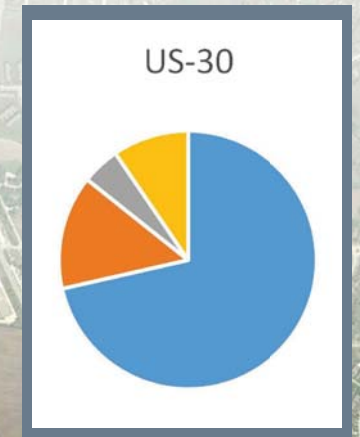
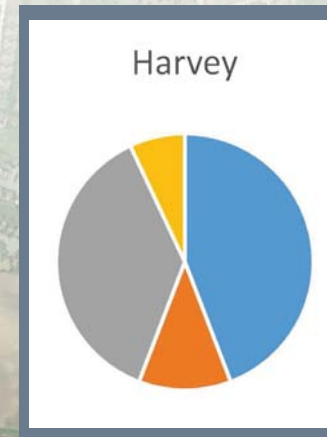
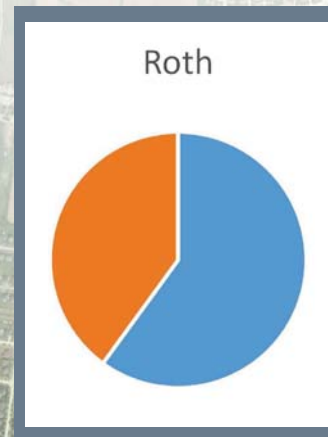
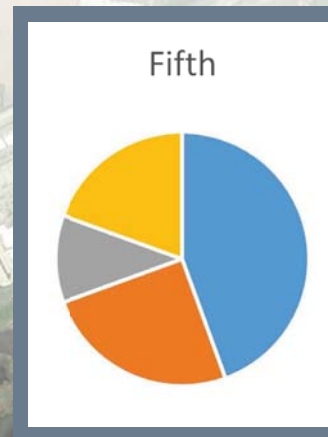
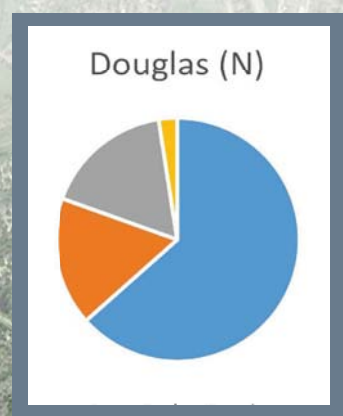
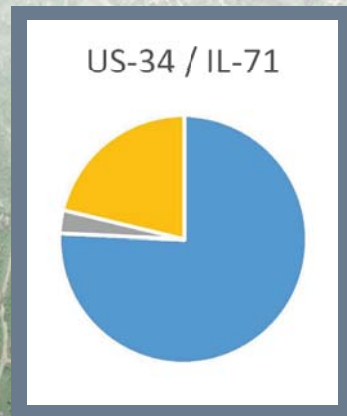


LEGEND



6-Year Crashes By Type (2010-2015)



Wolfs Crossing Road

| US-34 / IL-71* | |
|----------------------|-----------|
| Type of Crash | Count |
| K | 0 |
| A | 2 |
| B | 2 |
| C | 2 |
| Injury Crashes | 6 |
| PDO Crashes | 53 |
| Total Crashes | 59 |

| Douglas (North Leg) | |
|----------------------|-----------|
| Type of Crash | Count |
| K | 0 |
| A | 0 |
| B | 1 |
| C | 3 |
| Injury Crashes | 4 |
| PDO Crashes | 37 |
| Total Crashes | 41 |

Douglas (South)
No Crashes Reported

| Fifth | |
|----------------------|-----------|
| Type of Crash | Count |
| K | 0 |
| A | 1 |
| B | 4 |
| C | 4 |
| Injury Crashes | 6 |
| PDO Crashes | 30 |
| Total Crashes | 36 |

| Roth | |
|----------------------|----------|
| Type of Crash | Count |
| K | 0 |
| A | 0 |
| B | 0 |
| C | 2 |
| Injury Crashes | 2 |
| PDO Crashes | 3 |
| Total Crashes | 5 |

| Harvey | |
|----------------------|-----------|
| Type of Crash | Count |
| K | 0 |
| A | 0 |
| B | 1 |
| C | 1 |
| Injury Crashes | 2 |
| PDO Crashes | 41 |
| Total Crashes | 43 |

| US-30 | |
|----------------------|-----------|
| Type of Crash | Count |
| K | 0 |
| A | 0 |
| B | 2 |
| C | 7 |
| Injury Crashes | 7 |
| PDO Crashes | 14 |
| Total Crashes | 21 |

* 26 Crashes at Gas Station Driveway

Injury Descriptions

- K-Fatal
- A-Incapacitating Injury
- B-Non Incapacitating Injury
- C-Reported Injury, Not Evident
- PDO-Property Damage Only